

Cornell Notes

Name Paola Ramirez (Bonn)

Date 10/3/11

Topic Review

Class/Subject Pre-Calc. P.5.

12:53
Finish Assignment
from Friday.

(7-1) worksheet

Wednesday you
will have the
whole period
to finish project.
It is due Thursday

Homework
Example

* Homework *
WS 7-1

bonnmath.com
and Homework check

Transformation Mode (visually):
 $y = a \sin b(x-c) + d$

Algebraically:
 $y = a \sin(bx-c) + d$
 $bx-c=0 \quad bx-c=2\pi$

$y = 3 \sin(2x-90) \quad 2x-90=0$
 $y = 3 \sin 2(x-45) \quad 2x=90$
 $x=45$

$y = \cos(3x-\frac{\pi}{3})$
 $y = \cos 3(x-\frac{\pi}{3})$

#20 $y = -2 \sin(-2x) \quad -2x=0$
 $y = -2 \sin -2(x) \quad x=0$
 $-2x=2\pi$
 $x=-\pi$

If b is negative (-), the graph has a reflection over the y-axis. you can solve algebraically when b is inside the parenthesis.

1st Day Section 4.4

Amplitude and Period for Sine and Cosine Functions Worksheet

Do on own paper.

Determine the amplitude and period of each function.

1. $y = \sin 4x$

2. $y = \cos 5x$

3. $y = \sin x$

4. $y = 4 \cos x$

5. $y = -2 \sin x$

6. $y = 2 \sin(-4x)$

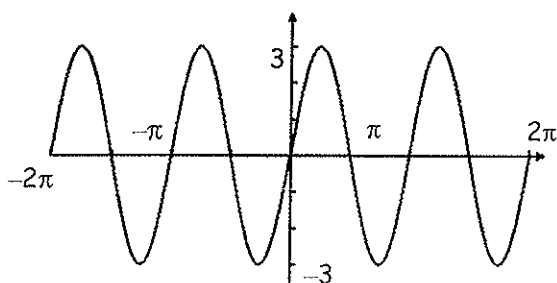
7. $y = 3 \sin \frac{2}{3}x$

8. $y = -4 \cos 5x$

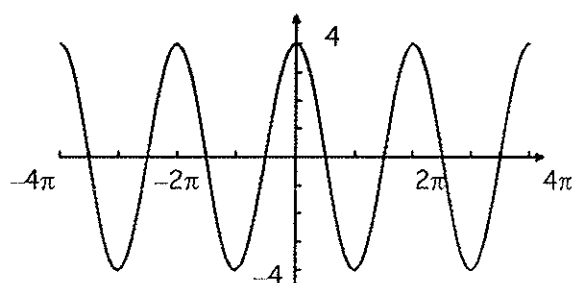
9. $y = 3 \cos(-2x)$

Give the amplitude and period of each function graphed below. Then write an equation of each graph.

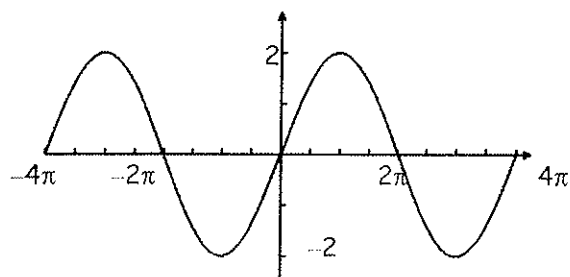
10.



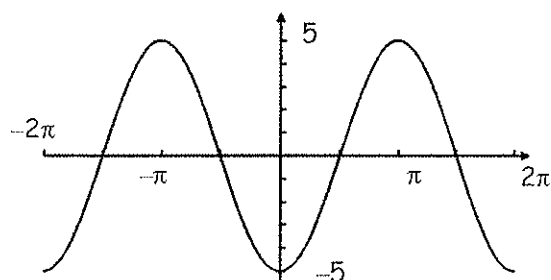
11.



12.



13.



Give the amplitude and period of each function. Then sketch the graph of the function over the interval $-2\pi \leq x \leq 2\pi$.

14. $y = 3 \sin x$

15. $y = 2 \cos x$

16. $y = 3 \sin 2x$

17. $y = 5 \cos 2x$

18. $y = 3 \cos \frac{1}{2}x$

19. $y = -\cos(-3x)$

20. $y = -2 \sin(-2x)$

Precalculus Worksheet 4.5
Tangent and Cotangent Graphs

Name _____

Graph two periods of the equation without a calculator. Identify the period and asymptotes.

1. $y = \tan 2x$

2. $y = -\tan x$

3. $y = 2 \tan x$

4. $y = 3 \tan x$

5. $y = 3 \tan(x/2)$

6. $y = 2 \cot 2x$

7. $y = -\cot 3x$

8. $y = -3 \cot \frac{1}{2}x$

9. $y = \tan(x + \pi)$

10. $y = \frac{1}{2} \cot(x - \frac{\pi}{4})$